

# Vector Imaging App for Drivers on Android

**\*\*YOU MUST CONTACT YOUR DM TO REQUEST ACCESS AND TO RECEIVE A PASSWORD\*\***

Gypsum Express is now offering access to the Vector Imaging app on your personal IOS or Android device. The app on your personal devices syncs to tablet in the truck so you can have access to images that have been uploaded no matter where you are. You are no longer confined to your truck and tablet to upload images.

To get started, reach out to your Driver Manager and request access. You will need to provide an email address that you would like to use to sign into the Vector app. Within 1 business day your account will be setup and an email will be sent notifying you your account is ready."

Once you have received your setup is complete email you can find the application on your device app store or via the links below if browsing from your mobile device.

[The app can be downloaded from the Play Store by clicking here from your Android device](#)

1. Open the Google Play Store and search for Vector Mobile - Click install next to Vector Mobile



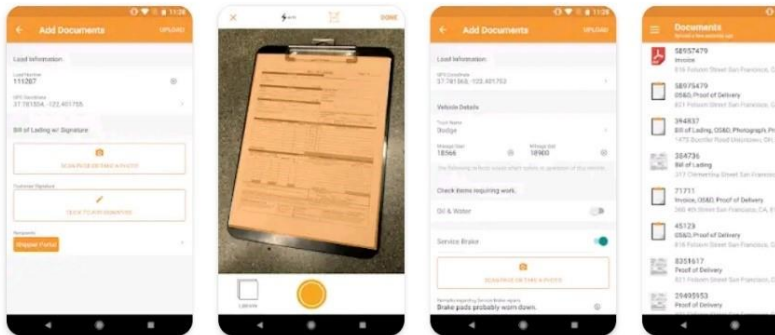
Vector Mobile  
Vector Platform

Install

3.7★  
757 reviews

50K+  
Downloads

Teen



Unlimited scanning and sharing of your PODs, receipts, weight tags, etc.

You might also like



Hevy - Gym Log  
Workout Tracker  
4.9★



Adobe Acrobat  
Reader: Edit PDF  
4.6★



Microsoft Word:  
Edit Documents  
4.5★



Yu  
cc  
4.



Vector: Parkour Run  
NEKKI • Arcade • Sports • Casual  
4.4★ 100M+

2. Browse to the newly installed app on your home screen and open it > Then Click Sign in to Existing Account



**Click. Tap. Done.**

Workflow management,  
from cab to back office.

Swipe to learn more.

[SIGN IN TO EXISTING ACCOUNT](#)

[REGISTER A NEW ACCOUNT](#)



3. Enter your email address provided when you requested access and the password received from DM



## Welcome Back

**Email or Phone Number**

**Password**

[Forgot password?](#)

LOGIN



4. Click to allow Vector to use your location for document submission



# Documents



Synced a few seconds ago



test

Thu

Other

2»

8280 60th Rd Baldwinsville, NY



0594024

Nov 11, 2022

Other

8280 60th Rd Baldwinsville, NY

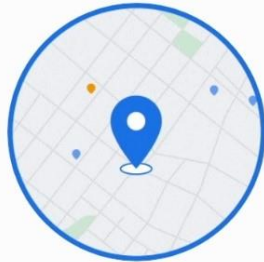


train1

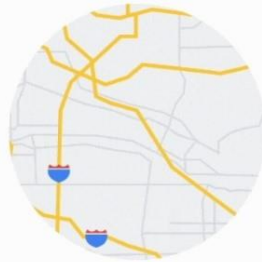
Oct 7, 2022



Allow **Vector** to access this device's location?



Precise



Approximate

While using the app

Only this time

Don't allow





5. Click the + to scan a new document



# Documents

Synced a few seconds ago



We'll keep your documents safe here.

Hit the + button on the bottom right to start capturing documents. To view your latest documents, pull down to refresh the list.



6. Select the document type usually Other

1:43



## Select Document Type


Next

SELECT ONE OR MORE DOCUMENTS

Other



Training Documents



7. Enter the Load number and then click scan page or take a photo



## Add Documents

UPLOAD

### Load Information

Enter Load Number

GPS Coordinate  
42.538400, -71.251915



### Training Documents



SCAN PAGE OR TAKE A PHOTO

Add Recipients (Optional)



8. Click allow so Vector can access the camera to scan

1:57

100%



## Add Documents

UPLOAD

### Load Information

Enter Load Number

GPS Coordinate  
42.538400, -71.251915



### Training Documents



SCAN PAGE OR TAKE A PHOTO

Add Recipients (Optional)



Allow **Vector** to take pictures and record video?

**While using the app**

**Only this time**

**Don't allow**





9. Hold the phone steady pointed at the document and hit the orange circle if it doesn't auto recognize the document



⚡ AUTO



LIBRARY



## **Additional Resources**

### **How to upload a document**

<https://support.withvector.com/hc/en-us/articles/360033742194-How-to-Upload-a-Document-in-the-Vector-App>

### **Taking a good picture**

<https://www.youtube.com/watch?v=QpcXQcljAM>